




# ASSEMBLY INSTRUCTION

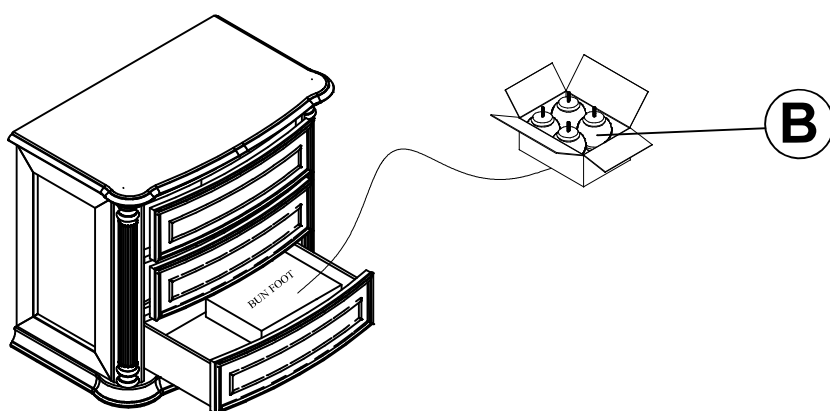
ITEM NO: 1699 - 4 NIGHT STAND

**Thank you for purchasing this quality product. Be sure to check all packing material carefully for small parts that may have come loose inside the carton during shipment.**

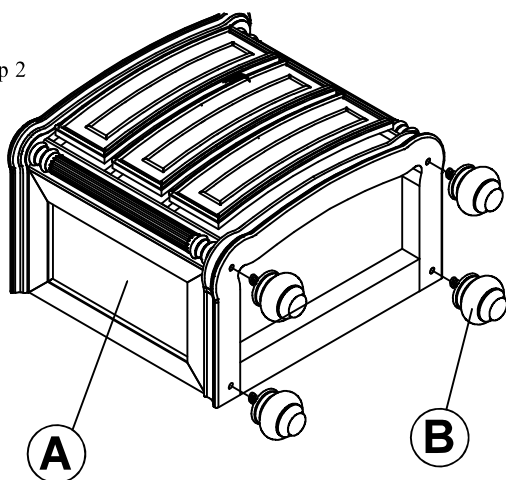
PART LIST			
NO.	Description	Sketch	Q'ty
A	NIGHT STAND		1PC
B	BUN FOOT		4PCS

HARDWARE LISTS				
NO.	Description	Sketch	Size	Q'ty
1	TIPPING RESTRAINT			1SET

Step 1


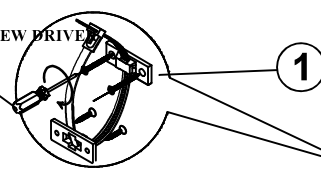


Step 2



PHILLIPS SCREW DRIVER  
(not provided)

Step 3



Assembly completed



It is recommended to install protective pads under all legs and supports to avoid damage or scratches when placing furniture on a wood floor or other hard surface, and to limit indentation and prevent discoloration if placing on carpet.

MADE IN VIETNAM